



Alfa Laval TJ SaniMidget SB 3-A Rotary Spray Head

Hygienic, Low Flow cleaning that meets 3-A standards

Application

The Toftejorg SaniMidget SB 3-A Rotary Spray Head is preliminary designed for the pharmaceutical industry with respect to self-cleaning, self-draining and inspectability. Its novel patent pending one-clip assembly offers easy installation, disassembly and inspection without compromising cleanability or drainability. Sizing/selection and installation drawing are available. Contact Alfa Laval for recommendations.

Working Principles

The flow of cleaning media causes the head of the SaniMidget SB 3-A to rotate, with fans of water laid out in a swirling pattern on the entire perimeter exposed to the spray pattern. This generates a vibrating impact in the 270° upward pattern and a dynamic cascading flow that covers internal surfaces of the tank, vessel or reactor. The SaniMidget SB 3-A is designed according to EHEDG and GMP Guidelines.



TECHNICAL DATA

Lubricant: Lubrication by rinse/cleaning fluid
 Wetting radius: Max. 3 m
 Impact cleaning radius: Max. effective 1.4 m

Pressure

Working pressure: 1-3 bar
 Recommended pressure: 2 bar

Spray Pattern



360°



270° up

Standard design

The SaniMidget SB 3-A can be supplied with 3.1 certificates for metallic parts and 3-A conformity*** on its plastic part. The SaniMidget SB/UltraPure is also available with Alfa Laval Q-doc.

*** = Implies that the material complies with FDA 21CFR.

Certificates

2.2 material certificate and EHEDG and 3-A
 As add-on: 3.1 material certificate and ATEX.

PHYSICAL DATA

Materials

Metallic parts: AISI 316L (UNS S31603)
 Non-metallic parts: PEEK 450G
 Surface finish: Ra < 0.8µm
 Steam or gas (air): Not supported - contact Alfa Laval

Weight: 1" : 0.20 kg / 1½" : 0.44 kg

Temperature

Max. working temperature: . . . 95°C
 Max. ambient temperature: . . . 150°C

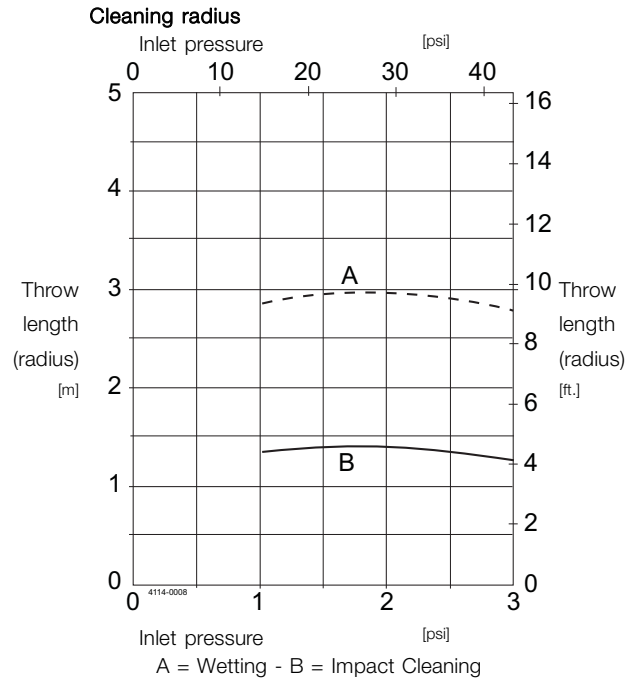
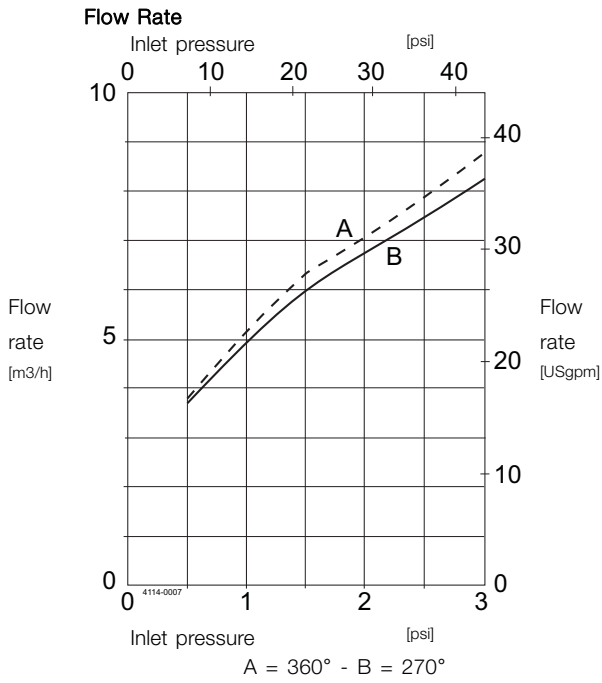
Connections

- Weld-on: 1" ISO 2037, or DN25 DIN11850-R1, or 1" BPE US
 - Clip-on: 1 1/2" ISO 2037, or 1" or 1 1/2" BPE US

Clip-on options

Easy-on/off clip (ø4.0 mm). Clip needed for both clip-on and weld-on versions to assemble the machine.

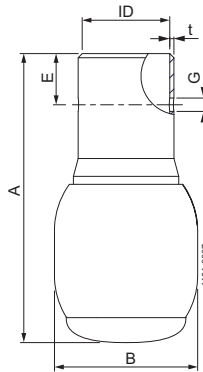




For Clip-on models, the flow rate is increased by approx. 0.5 m³/h.

Note: The inlet pressure has been taken immediately before the inlet to the machine. In order to achieve the performance indicated on the curves, the pressure drop in the supply lines between pump and machine must be taken in consideration and the water temperature during testing was approx. 20°C.

Dimensions (mm)



	Clip-on 1" BPE US	Clip-on 1½" BPE US/1½"	Weld-on* 1" ISO 2037	Weld-on* 1" BPE US	Weld-on* DN25 DIN R1
	ISO 2037				
	mm	mm	mm	mm	mm
ID	ø25.7	ø38.4	ø22.6	ø22.1	ø25.7
t	1.2	1.2	1.2	1.65	1.2
B	ø42.0	ø54.7	ø42.0	ø42.0	ø42.0
A	84.8	118.3	104.8	108.8	84.8
ø-clip	ø4.0	ø4.0	ø4.0	ø4.0	ø4.0
G	ø4.1	ø4.1	ø4.1	ø4.1	ø4.1
E	15.0	25.4			

* Weld-on version only meets the requirements of the 3-A Hygienic Standard 78-01 if installed according to the user manual.

** Third Party Verification shows that this machine meets the requirements of the 3-A Hygienic Standard 78-01.

Alfa Laval reserves the right to change specifications without prior notification.

How to contact Alfa Laval

Contact details for all countries are continually updated on our website. Please visit www.alfalaval.com to access the information direct.